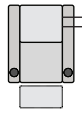
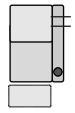


OCTANE STALLION XL200

SPECIFICATIONS



Two Arm
38.5 x 37.75 x 42.25



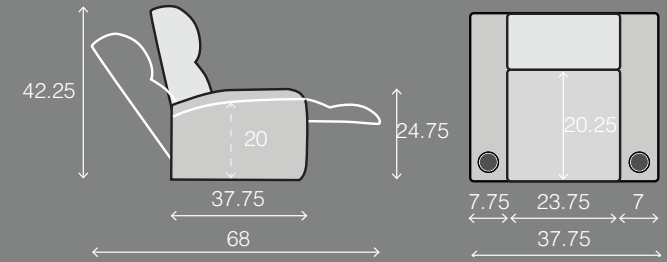
Right Arm Attaching
30.75 x 37.75 x 42.25



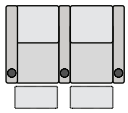
Right Arm
31.5 x 37.75 x 42.25



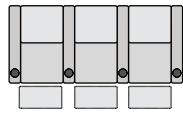
Left Arm
31.5 x 37.75 x 42.25



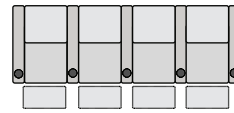
MOST POPULAR LAYOUTS



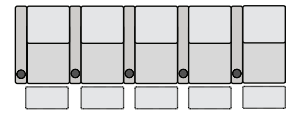
Row of 2
70 x 37.75 x 42.25



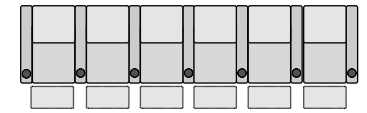
Row of 3
100.75 x 37.75 x 42.25



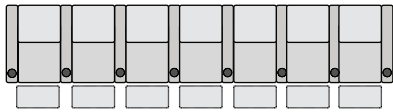
Row of 4
131.5 x 37.75 x 42.25



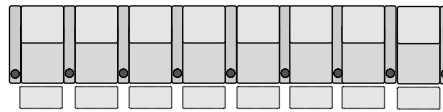
Row of 5
162.25 x 37.75 x 42.25



Row of 6
193 x 37.75 x 42.25



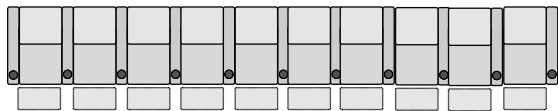
Row of 7
223.75 x 37.75 x 42.25



Row of 8
254.5 x 37.75 x 42.25



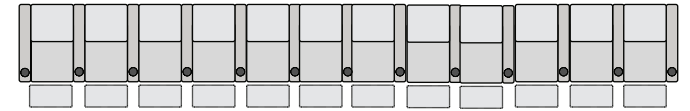
Row of 8
285.25 x 37.75 x 42.25



Row of 9
316 x 37.75 x 42.25



Row of 10
346.75 x 37.75 x 42.25



Row of 11
377.5 x 37.75 x 42.25